



### District Report Card: 2017


<b>State:</b> Bihar	<b>District:</b> Begusarai
<b>Class:</b> 3	<b>Subject:</b> Language
<b>Schools:</b> 61	<b>Students:</b> 1464


### Participation/Coverage


#### Students

<div>GENDER</div> <div></div>	Boys				Girls			
	Number		%		Number		%	
	673		45.97		791		54.03	

<div>AREA</div> <div></div>	Rural				Urban			
	Number		%		Number		%	
	1232		84.15		232		15.85	

<div>CATEGORY</div> <div></div>	SC		ST		OBC		GEN	
	Number	%	Number	%	Number	%	Number	%
	358	24.45	0	0.00	997	68.10	109	7.45

<div>CWSN</div> <div></div>	LD	VI	HI	S&LD	ID	Oth
	2	10	2	4	3	1

<div>Management</div> <div></div>	Government				Government-aided			
	Number		%		Number		%	
	1464		100.00		0		0.00	

### Average Performance of Students in Language (%)

Overall	Gender		Area		Management		Social Group			
	Male	Female	Rural	Urban	Govt.	Aided	SC	ST	OBC	GEN
68.93	69.22	68.69	67.28	77.73	68.93	0.00	68.51	0.00	69.25	67.40

## Performance on Learning Outcomes (LOs)

Learning Outcomes	Description	Average Performance(%)
L304	Reads small texts with comprehension i.e., identifies main ideas, details, sequence and draws conclusions	68.80
L312	Reads printed scripts on the classroom walls: poems, posters, charts etc.	69.19

Range of Performance of Students who Answered Correctly							
Below 30%		30% - 50%		50% - 75%		Above 75%	
Number	%	Number	%	Number	%	Number	%
139	9.49	155	10.59	450	30.74	720	49.18

## Lowest Performing Learning Outcomes (LOs)

- 1 - Reads small texts with comprehension i.e., identifies main ideas, details, sequence and draws conclusions (68.80)
- 2 - Reads printed scripts on the classroom walls: poems, posters, charts etc. (69.19)